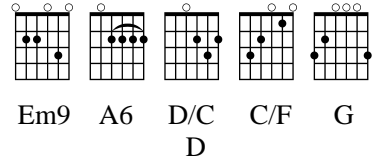


All the Abuse



words and music by
JP JONES

$\text{♩} = 116$

1. Dad-dy was de - pen - dent on be - in' in - de - pen - dent
act their part you play their scenes

Mom had a job with the un -
break your back pul - lin'

der ground gov - ern - ment we lived with
your own strings you go to

bomb - ers in the sky and bombs in the base - ment
sleep on the job and wake up in your dreams

A6 D/C C/F

we'll give ya ev - 'ry - thing ya need to get a - head with you'll
wipe that smile from your face and kiss the day good - bye

D/C C/F D/C

work for straight A's and get paid in bull - shit now get out there and face
you can't say much but you can say you tried and poi-son your soul ev - 'ry time

C/F Em9 A6 Em9 A6

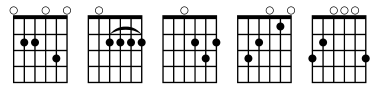
the world, kid
you swal-low your pride

Em9 A6 Em9 A6

all the a - buse I took in my youth pay - in' for it now

Em9 A6 Em9 A6

all the a - buse I took in my youth I'm pay - in' for it now 1. A6
2. You



2.
A6 G D C Em9 A6 D/C C/F G

all the chances that I missed

G D C

all the asses you can kiss

G D C

all that lip service for this

C/F Em9 C/F Em9

ne - ver a - gain ne - ver a - gain

C/F Em9 C/F Em9

ne - ver a - gain ne - ver a - gain!

A6 Em9 A6

3. You bet - ter

The first system of music features a vocal line in the treble clef and piano accompaniment in the grand staff. The key signature has two sharps (F# and C#). The vocal line begins with a melodic phrase under an A6 chord, followed by a rest under an Em9 chord, and then another melodic phrase under an A6 chord. The piano accompaniment consists of a steady eighth-note bass line in the left hand and a more complex rhythmic pattern of eighth and sixteenth notes in the right hand.

Em9 A6 Em9 A6

learn your place and how to flat - ter

The second system continues the vocal line with the lyrics "learn your place and how to flat - ter". The vocal line has a melodic line under Em9 and A6 chords, followed by a rest under Em9 and A6. The piano accompaniment maintains the same rhythmic pattern as the first system.

Em9 A6 Em9 A6

stu - dy the rules till your faith is shat - tered oh, yeah, and

The third system features the lyrics "stu - dy the rules till your faith is shat - tered oh, yeah, and". The vocal line includes a melodic line under Em9 and A6 chords, followed by a rest under Em9 and A6. The piano accompaniment continues with the established rhythmic pattern.

Em9 A6 Em9 A6

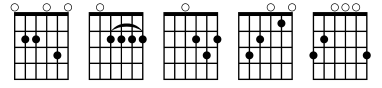
trust in your - self ex - cept when it mat - ters you're na -

The fourth system has the lyrics "trust in your - self ex - cept when it mat - ters you're na -". The vocal line consists of a melodic line under Em9 and A6 chords, followed by a rest under Em9 and A6. The piano accompaniment remains consistent with the previous systems.

D/C C/F D/C

ive to be - lieve you're na - ive to be - lieve you're na - ive to be - lieve you're na - ive

The fifth system contains the lyrics "ive to be - lieve you're na - ive to be - lieve you're na - ive to be - lieve you're na - ive". The vocal line has a melodic line under D/C and C/F chords, followed by a rest under D/C. The piano accompaniment features a different rhythmic pattern, with a steady eighth-note bass line and a more complex right-hand accompaniment.



Em9 A6 D/C C/F G
D

C/F D/C C/F

to be - lieve _____ you're na - ive _____ to be - lieve you're na - ive _____ to be - lieve you're na -

The first system of music features a vocal line in treble clef and piano accompaniment in grand staff (treble and bass clefs). The key signature has two sharps (F# and C#). The vocal line starts with a half note 'to' and a quarter note 'be - lieve', followed by a quarter rest, then a half note 'you're' and a quarter note 'na - ive', followed by a quarter rest, then a half note 'to' and a quarter note 'be - lieve', followed by a quarter rest, then a half note 'you're' and a quarter note 'na - ive', followed by a quarter rest, then a half note 'to' and a quarter note 'be - lieve', followed by a quarter rest, then a half note 'you're' and a quarter note 'na -'. The piano accompaniment consists of chords and moving lines in both hands.

Em9 A6 Em9 A6

ive _____ you're na - ive _____

The second system continues the vocal line and piano accompaniment. The vocal line has a half note 'ive' followed by a quarter rest, then a half note 'you're' and a quarter note 'na -', followed by a quarter rest, then a half note 'ive' followed by a quarter rest. The piano accompaniment continues with chords and moving lines.

Em9 A6 Em9 A6

all the a - buse I took in my youth pay - in' _____ for _____ it _____ now _____

The third system continues the vocal line and piano accompaniment. The vocal line has a half note 'all' and a quarter note 'the', followed by a quarter note 'a - buse', then a half note 'I' and a quarter note 'took', followed by a quarter note 'in' and a quarter note 'my', followed by a quarter note 'youth', then a quarter rest, then a half note 'pay - in'', followed by a quarter rest, then a half note 'for', followed by a quarter rest, then a half note 'it', followed by a quarter rest, then a half note 'now' followed by a quarter rest. The piano accompaniment continues with chords and moving lines.

Repeat everything in brackets and fade

Em9 A6 Em9 A6

all the a - buse I took in my youth _____ pay - in' _____ for _____ it _____ now _____

The fourth system is a repeat of the third system, enclosed in a box. It includes the same vocal line and piano accompaniment. The instruction 'Repeat everything in brackets and fade' is written above the first measure.